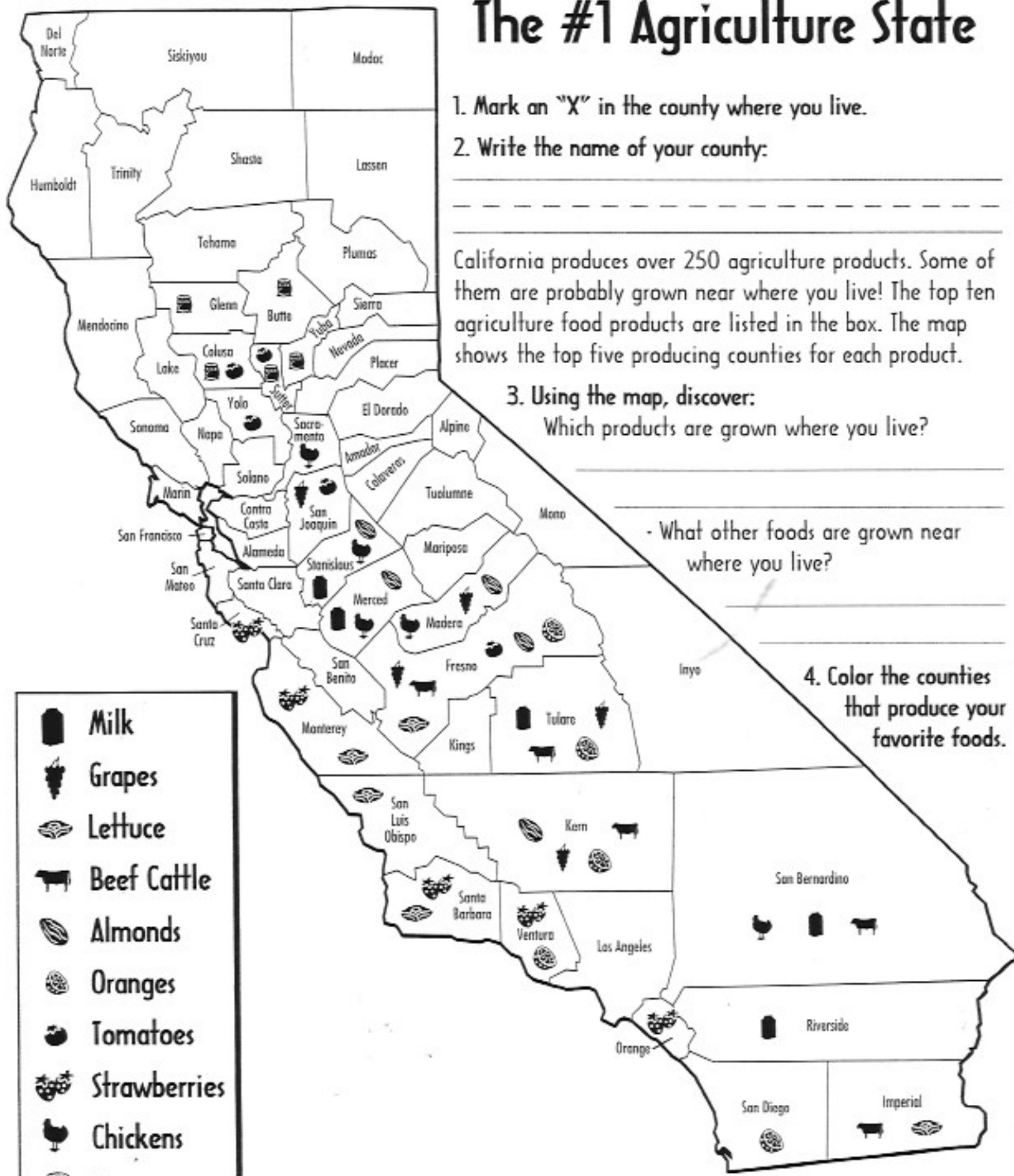


CALIFORNIA

The #1 Agriculture State



1. Mark an "X" in the county where you live.

2. Write the name of your county:

California produces over 250 agriculture products. Some of them are probably grown near where you live! The top ten agriculture food products are listed in the box. The map shows the top five producing counties for each product.

3. Using the map, discover:

Which products are grown where you live?

What other foods are grown near where you live?

4. Color the counties that produce your favorite foods.

Incredible Edibles


Name _____

Color the pictures.

Put a red circle around all the roots we eat.

Put a blue circle around all the fruits we eat.

Put a green circle around all the leaves we eat.



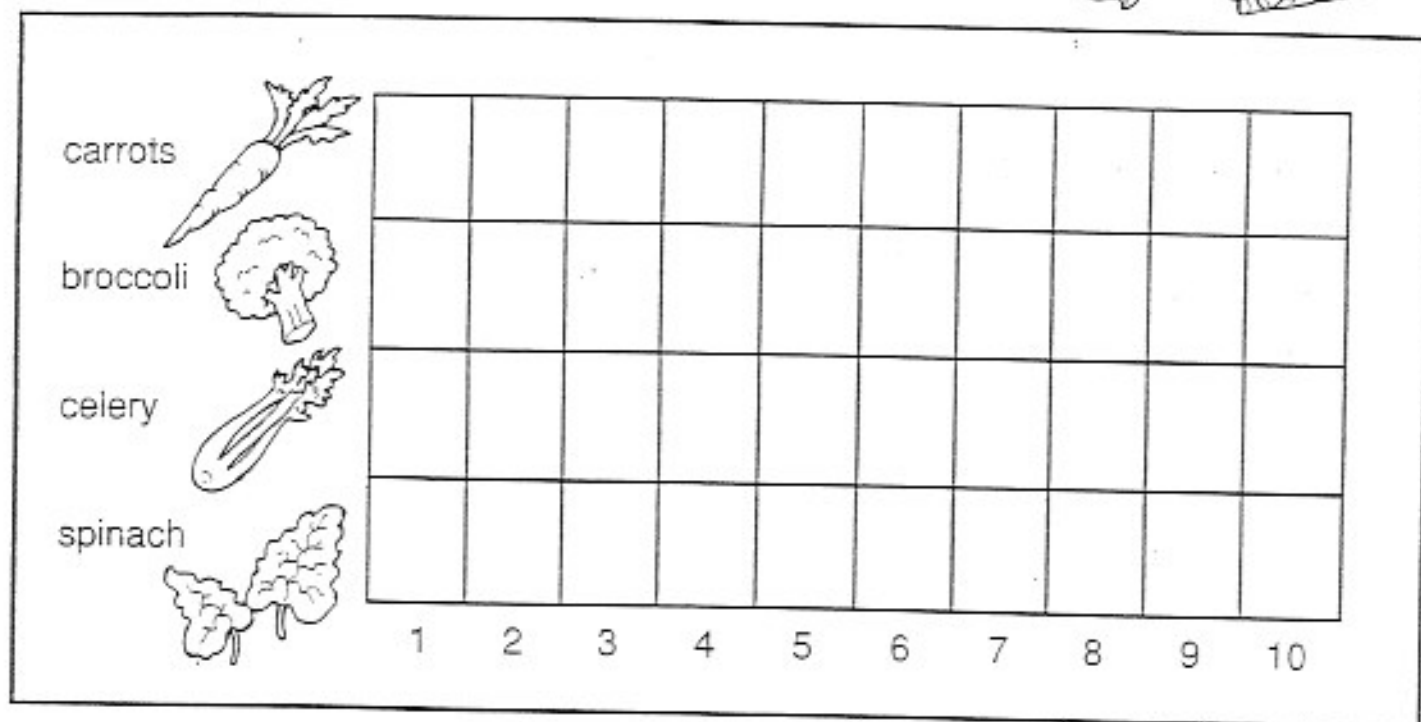
How many types of roots are on this page? _____

How many types of fruit are on this page? _____

How many types of leaves are on this page? _____

Our Favorite Vegetables to Eat

Work in groups to complete the graph. Have each person in the group color a box to show his or her favorite vegetable.



Use the graph to answer each question.

- Which vegetable was the group's favorite? _____
- How many people liked broccoli best? _____
- How many people liked carrots or celery best? _____
- Do fewer people like broccoli or spinach? _____
- How many people liked spinach or carrots best? _____
- Which vegetable did the group like least? _____
- Do more people like celery or carrots? _____
- Which two vegetables were the most popular? _____



0 17257 36045 0

